


»» OFFSHORE & SHIPYARD

**Bringing  
valuable  
cargo safely  
to its  
destination**



**TISCHEUERLE**

# What moves the industry

International shipping is a key to expanding trade and the movement of goods. Ports are growing to intensify their capacity and thus to accommodate and handle ships of increasing size. Whether for a cruise, ferry or container ship, minimising dock periods and berth times leads to maximised productivity. Consistently reliable offshore and shipyard transport solutions play a vital role here as they help to manoeuvre, position and transport the extremely valuable loads with millimetre precision and bring them to their destination undamaged.

**Load-friendly, safe transport**

**Precise manoeuvring and positioning**

**Consistent reliability**

**Smooth production processes**

## Now you can really begin to move things

With more than 150 years of experience, we are the reliable offshore and shipyard specialist worldwide - and combine many years of expertise in this area with a unique range of transport solutions. TII SCHEUERLE vehicles are safe, precise and always flexibly adaptable to meet your challenges - regardless of whether you have to move ships, ship sections, oil and gas plants, monopiles, intermediate pieces or tower sections. As a strong industry partner, we provide you with a comprehensive range of support options in order to keep your business running as efficiently as possible. With our market know-how as well as our products and service, we often accompany our partners throughout the entire service life of each vehicle and help bring valuable cargo deliveries safely to their destinations.

- + 150 years of industry experience
- + Solidly built transport solutions
- + Reliable and durable technology
- + Optimal steering response
- + Flexible combinability
- + Technical support and advice
- + Comprehensive, fast services
- + Efficiency-enhancing solutions

**Robust, modular and extremely manoeuvrable.**  
The SCHEUERLE ShipyardTransporter is  
indispensable for day-to-day work in the shipyard.  
Very precise thanks to the electronic control  
system - for payloads of up to 1,000 tonnes  
and more on request.



## SCHEUERLE | ShipyardTransporter



The SCHEUERLE ShipyardTransporter is the ideal vehicle for efficient transportation of ship sections and other heavy shipbuilding components. The vehicle was specially developed for this purpose and handles extreme loads of 1,000 tonnes and more on a daily basis. The precise steering and hydraulic drive unit facilitate pinpoint positioning. The SCHEUERLE ShipyardTransporter is an indispensable part of a cost-efficient logistics operation in the shipbuilding industry.

- + Can be coupled with the SCHEUERLE ShipyardTransporter and SCHEUERLE SPMT
- + 165° steering angle for high manoeuvrability
- + Tried and tested for 35 years
- + Fast and manoeuvrable
- + Easy to operate

### Product characteristics

4 to 40 axles

Platform lengths up to 28 m

Platform widths up to 10 m

Larger vehicles and special designs are technically possible at any time

# SPMT

Changing the transport industry through its innovations and constantly realised further developments: that's what TII stands for. For example, with the SCHEUERLE SPMT - our self-propelled modular vehicle that can be combined to form transport combinations of any size. Since its market launch in 1983, the SCHEUERLE SPMT has become global standard. Thanks to its global availability, comprehensive coupling capability and our international on-site service operations, it enables our customers to easily master even the most difficult challenges.

## Advantages that you no longer want to do without:

- »» SCHEUERLE SPMT is a global benchmark
- »» Technology is the worldwide standard
- »» Additional axle lines available to rent
- »» SPMT can be loaded onto container flat racks
- »» Can be coupled as required, also cross-system
- »» Worldwide on-site service



Self-propelled, it can be coupled as required and has been the global standard for transporting the heaviest loads for the past four decades. The SCHEUERLE SPMT knows no weight limits.



## SCHEUERLE | SPMT



The SCHEUERLE SPMT is a modular, self-propelled transporter that can be combined to form any size of transport combination. It has completely revolutionised the transport industry since its market launch in 1983. Equipped with its own drive system, the modular vehicles come in a range of options with 4-, 5-, 6- or 8-axle lines. The loading capacity depends on the particular version and can accommodate up to a maximum of 60 tonnes per axle line. Each module can be equipped with its own engine and control system. Thanks to the multiple combination options, the SCHEUERLE SPMT can lift and move virtually all heavy loads.

- + In container dimensions
- + Unbeatable in a team - can be coupled with other SPMT units
- + Customisable thanks to available performance packages
- + Numerous steering programs

### Product characteristics

- Platforms with 4, 5, 6, and 8 axles available
- Up to 60 t axle line load
- Electronically steered
- In container dimensions
- Extensive range of accessories available
- PPU Z230 and Z390 drive units available

Environmentally friendly, extremely manoeuvrable and can be coupled together as required. With the electrically driven SCHEUERLE eSPMT, you can transport heavy loads with millimetre precision even in the tightest of spaces.



## SCHEUERLE | eSPMT



The SCHEUERLE eSPMT is an all-electric self-propelled modular transporter that can be combined as required and can move virtually any load. The wheels of the eSPMT have 360-degree steering. This allows rotational and sideways movement. In short, the SCHEUERLE eSPMT is a low-noise, environmentally friendly and sustainable vehicle.

- + Can be operated in zero-emission or hybrid modes
- + Reduces noise emissions
- + Two 40 kWh batteries ensure a long operating range

### Product characteristics

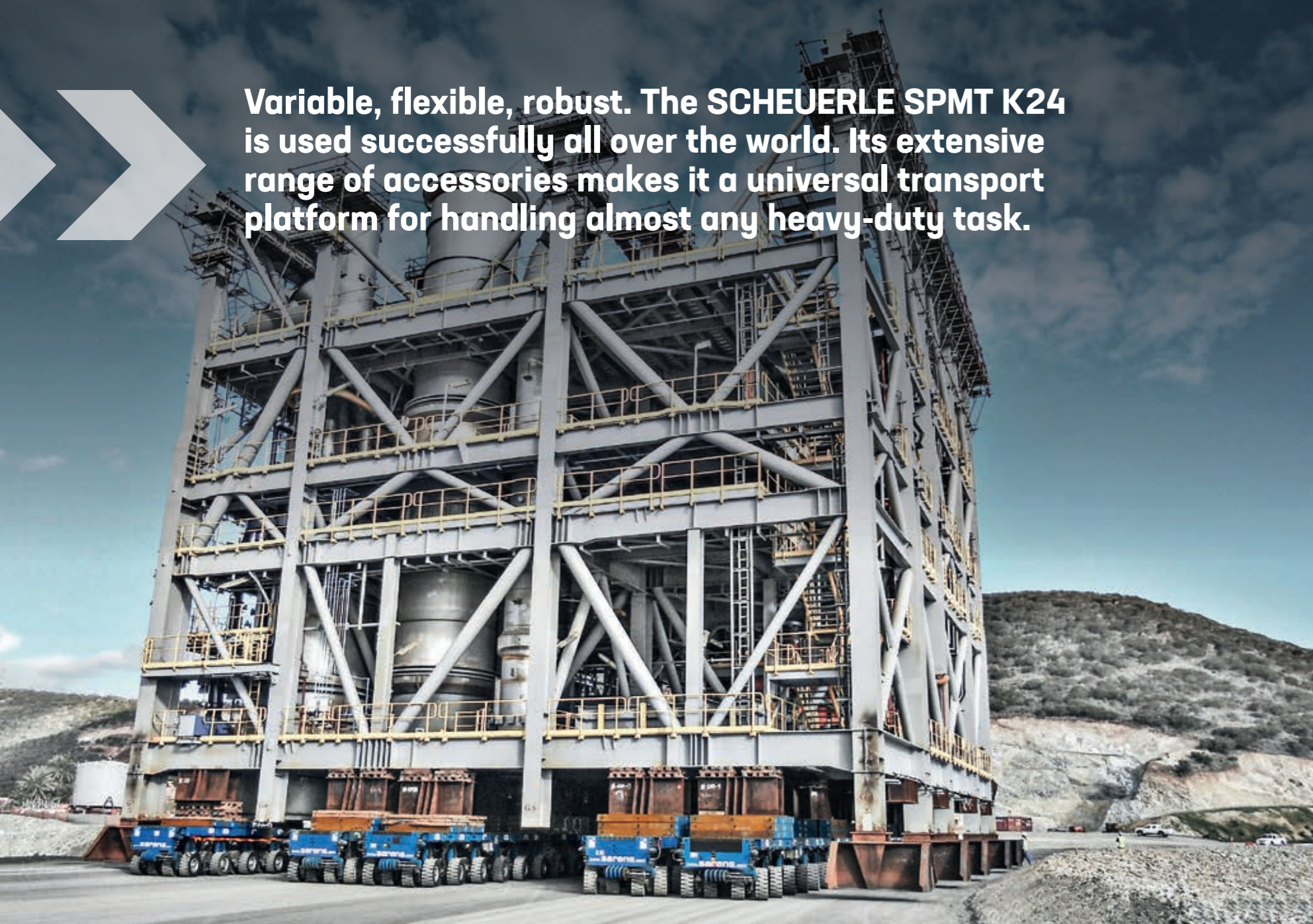
Performance  
2x 90 kW - at 1,950 rpm

High-voltage battery pack  
2x 40 kWh

Charging power 2x 22 kW

Up to 60 t axle line load

Variable, flexible, robust. The SCHEUERLE SPMT K24 is used successfully all over the world. Its extensive range of accessories makes it a universal transport platform for handling almost any heavy-duty task.



## SCHEUERLE | SPMT K24



With the SCHEUERLE SPMT K24, TII has produced a proven, modular, self-propelled transporter that is used around the world. A comprehensive range of accessories turns the main components into a multifunctional transport system for accommodating heavy loads of almost any shape and size. Thanks to its economical design, the SCHEUERLE SPMT K24 can be loaded onto container flat racks and can therefore be flexibly used around the world.

- + In container dimensions
- + Unbeatable in a team - can be coupled with other SPMT units
- + Customisable thanks to available performance packages
- + Numerous steering programs

### Product characteristics

Platform vehicles with  
4, 5, 6 and 8 axles

Available up to 48 t axle line load

Electronically steered

In container dimensions

Extensive range of accessories  
available

PPU Z230 and Z390 drive units  
available

Electric or diesel-powered, compact and flexible.  
The SCHEUERLE SPMT PowerHoss is the  
all-rounder for smaller transport tasks.



## SCHEUERLE | SPMT PowerHoss



The SPMT PowerHoss is an all-rounder for small and large loads of all types from 80 tonnes upwards. Thanks to the compact design with integrated engine, the powerful transport vehicle is ready for immediate use. The assembly-aiding self-propelled transporter is easy to operate and can be coupled with other PowerHoss units. Flexible regarding the choice of route, it can be used both off-road and on-site - without requiring any reloading!

- + **Plug and Play: ready for immediate use thanks to the integrated PPU and short instruction time**
- + **Unbeatable in a team - can be coupled with other PowerHoss units**
- + **Wear-resistant rack-and-pinion steering**
- + **Can be used indoors and outdoors - no reloading required**
- + **Customisable thanks to available performance packages**
- + **Hydrostatic drive system and electronic multidirectional steering**
- + **Proven SCHEUERLE pendulum axle technology**

### Product characteristics

Available with 2, 4 or 6 axles

85-330 t payload

Axle compensation of 700 mm  
up to 1,320 t possible

Extensive range of accessories  
available

Low loading height, robust and electronically steered. The SCHEUERLE InterCombi SPE can be coupled to form a self-propelled vehicle.



## SCHEUERLE | InterCombi SPE



The SCHEUERLE InterCombi SPE is an electronically steered heavy-duty module. Three metres wide, can be lowered to 920 millimetres and equipped with dual tyres - these are the features of the SCHEUERLE InterCombi SPE. The hydrostatically driven combination vehicle is available with four or six axles and is equipped with a PowerPackUnit that allows it to be self-propelled. Various driving modes can be executed with the steering programs: all-wheel steering longitudinal and transverse, diagonal steering longitudinal and transverse, front-wheel steering, rear-wheel steering and circular steering. The IC SPE is the inexpensive add-on for converting existing InterCombi modules into self-propelled transport units.

- + Robust and reliable
- + 45 t axle line load
- + Wide wheel track for high stability
- + Self-developed control technology
- + Can be combined to form the largest electronically steered vehicle fleet in the world

### Product characteristics

4 and 6 axle platform vehicle

45 t axle line load

Dual tyres

PPU Z230 and Z390 drive units available

Robust, versatile and precise. The SCHEUERLE K25 SPE combines the characteristics of the K25 with electronic steering for realising the most precise heavy-duty transport tasks.



## SCHEUERLE | K25 SPE



The SCHEUERLE K25 SPE is an electronically steered heavy-duty module. Three metres wide, 45-tonne axle line load, can be lowered to 920 millimetres, and equipped with dual tyres - these are the features of the SCHEUERLE K25 SPE. The hydrostatically driven combination vehicle is available with four or six axles and is equipped with a PowerPackUnit that allows it to be self-propelled.

- + Robust and reliable
- + 45 t axle line load
- + Wide wheel track for high stability
- + Self-developed control technology
- + Axle compensation +350/-300 mm
- + Steering angle +/- 140°
- + Can be combined to form the largest electronically steered vehicle fleet in the world

### Product characteristics

4 and 6 axle platform vehicle

45 t axle line load

Dual tyres

PPU Z230 and Z390 drive units available

# Your vehicles, always ready for use - thanks to our service.

The reliable use of your vehicles is our top priority - regardless of whether it is a new vehicle or one that has already moved hundreds of thousands of tonnes. With this in mind, we have built up a dense network of service partners and workshops worldwide so that trained TII SCHEUERLE professionals are in close proximity. Together with our partners, we ensure high availability of your TII SCHEUERLE vehicles as well as sustainable value retention.

High vehicle availability

Dense service network

Sustainable value retention

## + SCHEUERLE Service partners and authorised workshops

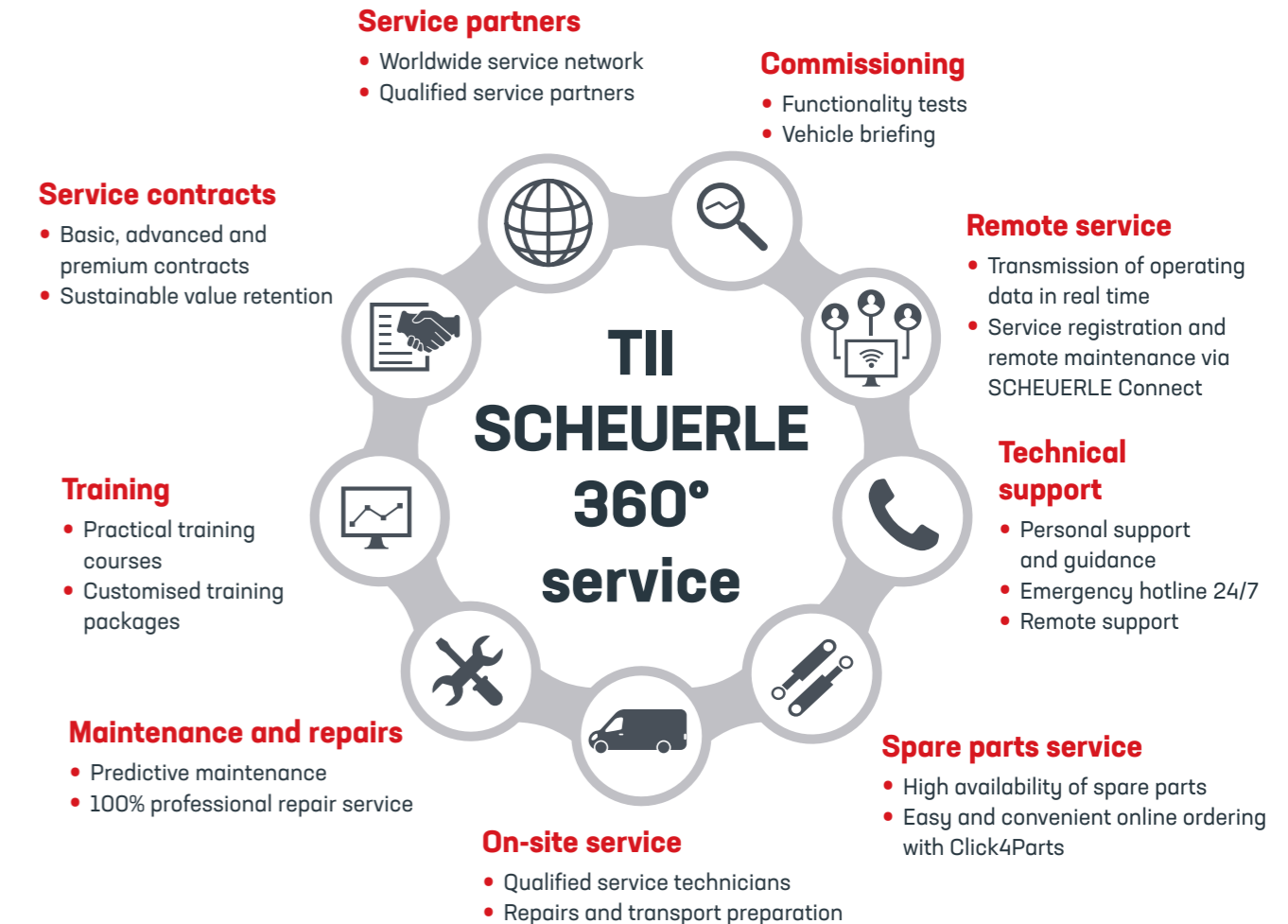
Scheduled maintenance, repairs or technical upgrades: we offer you an all-round service via our global network of service partners and authorised workshops. If required, a TII SCHEUERLE professional will be with you on-site within a very short time.

## + SCHEUERLE Training

Operators, mechanics and dispatchers: through our training courses, we provide you with the skills you need for the commissioning, maintenance and repair of your SCHEUERLE vehicles.

## + SCHEUERLE Connect

Thanks to SCHEUERLE Connect, you have direct access to all current operating data. Service intervals and pending maintenance work are also displayed. In this way, you can easily optimise your operational planning and minimise downtimes.





# Move the world

**Building extraordinary vehicles for logistics and heavy transport has been TII's great passion for more than 150 years. What inspires us day after day? To see that our customers are able to move the world!**

As a strong group of companies steeped in tradition, we offer not only innovative, technologically leading products, but also the necessary wealth of experience in order to master the major challenges in the transport business. TII SCHEUERLE and TII KAMAG therefore have proven specialists for every task who are very familiar with the respective industries and deliver customised solutions.

TII Group's transport and manoeuvring vehicles facilitate the safe and precise lifting of any load, no matter how heavy, bringing it reliably to its destination and subsequently setting it down with millimetre precision. And this in every environment, worldwide. Thereby our customers receive the support of a full-service provider from whom they not only get the most suitable solution, but also experience a long-term, reliable partnership.



**Heavy transport solutions for on- and off-road.  
Flexibly configurable for all applications.**

Whenever heavy and valuable loads need to be moved reliably, safely and easily, no matter where in the world and how adverse the general conditions are: TII SCHEUERLE is able to offer a suitable solution on the basis of modular systems - while still ensuring compatibility with existing vehicle fleets, which is something very special indeed.

Thanks to this modular design, individually configurable and easy-to-operate vehicles are created that meet the challenges of the respective industry: large and heavy transport goods, destinations that are difficult to reach and heavy-load corridors, manoeuvring in existing building environments, country-specific road traffic regulations. In the process, we are always there for our customers over the entire life cycle as a reliable partner.



**Transportation solutions for yards and industry.  
Specially developed for specific applications.**

Whoever wants to achieve maximum productivity in their internal manufacturing and logistics procedures requires trouble-free processes. TII KAMAG develops long-lasting solutions that are perfectly tailored to their respective task: our vehicles can effortlessly move over 100 tonnes of molten slag or manoeuvre swap bodies and semi-trailers with the utmost precision in logistics yards.

However, it is not only here that our customers benefit from the concentrated know-how of an experienced industry expert. The fact is that we have always understood how to develop and build special and customised vehicles such as rocket transporters, semi-finished product transporters, straddle carriers, rail car transporters and slab transporters that can master even the most unusual task. Always safe, reliable and precise.



**Please contact a  
TII SCHEUERLE representative in your area:**

**Phone: +49 7941 691-0**

**[info@tii-group.com](mailto:info@tii-group.com)**

**[www.tii-group.com](http://www.tii-group.com)**



The trademarks TII, SCHEUERLE, KAMAG and PowerHoss, as well as the logos of TII, TII SCHEUERLE and TII KAMAG are registered trademarks of the TII Group.

SCHEUERLE Fahrzeugfabrik GmbH, Otto-Rettenmaier-Strasse 15, 74629 Pfedelbach, Germany

In spite of carefully checking the content, we assume no liability for any errors. All details contained in this brochure correspond to the status of the information at the time of conception. Subject to changes in design and execution.